


# Tempe Community Council

## Human Services Review

August 2010



Valley of the Sun  
United Way



# Human Services Staff Definitions

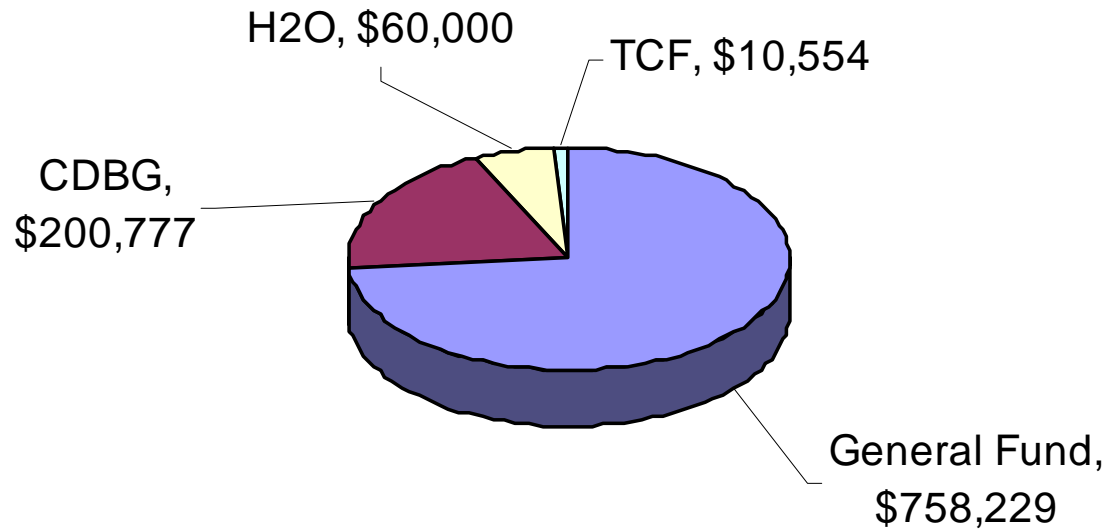
- Services for those in need that lead to self-sufficiency with dignity.
- Serving the underserved population in a way that provides an individual the opportunity for a better future and has a positive outcome for the community.
- Services that fulfill vital needs for a person to maintain both mental and physical health, which contributes to the health of the community.
- Providing support to the most vulnerable; the underserved and underrepresented. Typically low-income, senior citizens, at-risk youth and those with disabilities
- Services related to "quality of life issues."

# Demographics

- Tempe Population – 162,468
- Tempe Poverty Rate < 18%
- Median Family Income (Phoenix Metropolitan)
  - Single Family - \$46,100
  - Family of Four - \$65,900
- 2009 Federal Poverty Level
  - Single / Individual - \$10,830 Yearly/\$903 Monthly
  - Family of Four - \$22,050 Yearly Income/\$1,838 Monthly
- Tempe Average Apartment Rent
  - 1 Bedroom - \$734
  - 2 Bedroom - \$846

# Source of Agency Review Funds FY 2010/11

**Source of AR Funds for FY 2010/11**



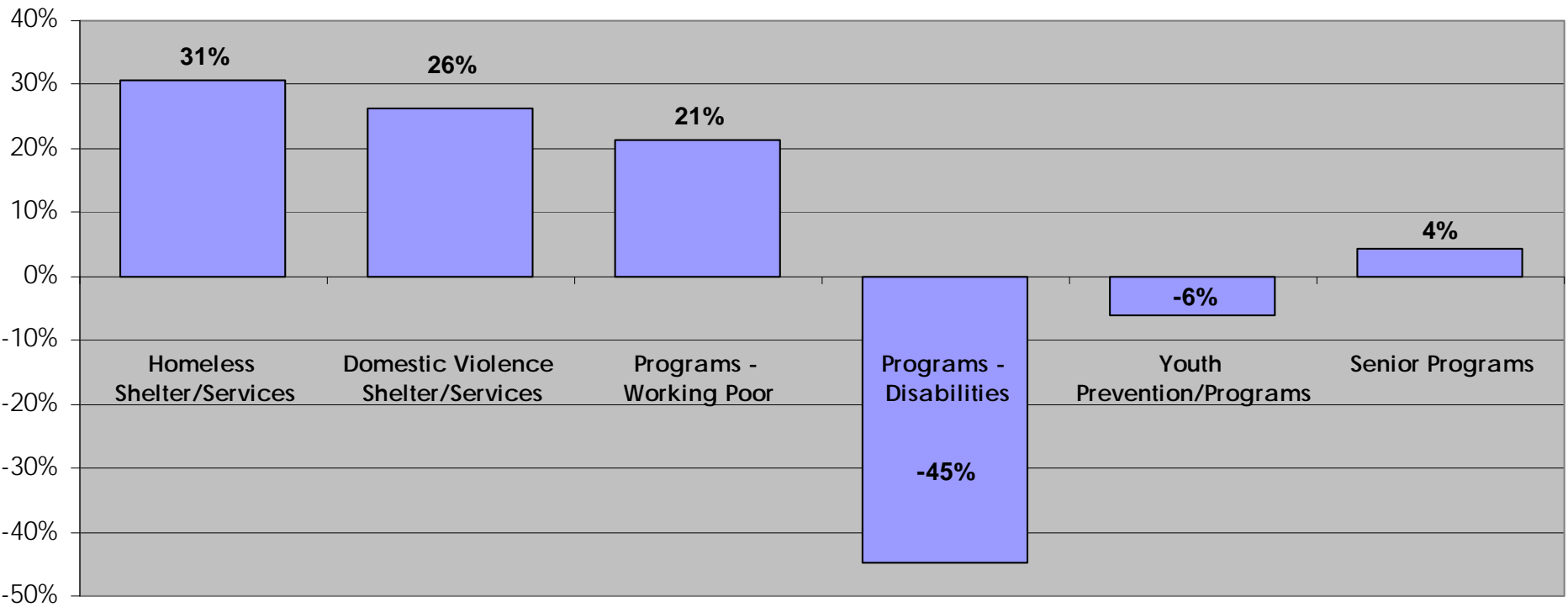
# TCC/COT Service Categories

- 1. Homeless Shelter & Services (49%, 16 programs)**  
An individual who lacks a fixed, regular, and adequate nighttime residence
- 2. Domestic Violence Shelter & Services (10%, 7 programs)**  
A pattern of coercive control in an intimate relationship
- 3. Programs for the Working Poor (5%, 6 programs)**  
Individuals/families who maintain regular employment but remain in relative poverty due to low levels of pay and dependent expenses
- 4. Programs for those with Disabilities (3%, 3 programs)**  
An umbrella term, covering impairments, activity limitations and participation restrictions
- 5. Youth Prevention & Programs (10%, 7 programs)**  
Seek to prevent or reduce particular risk behaviors affecting today's youth, ranging from: violence, teen pregnancy, substance abuse and school dropout
- 6. Senior Programs (23%, 5 programs)**  
COT funded programs provide meal-service, benefits assistance, volunteerism, in-home care, etc.

# 1. Demographics of Clients Served



# Percent Change of Clients Served From 07/08 - 08/09



# Average City of Tempe Client by Category (08/09)

## Homeless Shelter & Services

Anglo, male, age 31-59,  
\$0-\$4,999

## Domestic Violence Shelter & Services

Anglo, female,  
age 5-13, \$0-\$4,999

## Programs for the Working Poor

Hispanic, age 31-59

## Programs for those with Disabilities

Anglo, male, age 31-59,  
\$0-\$4,999

## Youth Prevention & Programs

Hispanic, female, age 5-13,  
\$10,000-\$24,999

## Senior Programs

Anglo, female, age 75+  
\$10,000-\$24,999



# Questions for Staff