

Tempe Community Council

Homeless & Domestic Violence Shelter & Services

September 2010



Homelessness results from a *complex* set of circumstances.

Underlying Factors:

Domestic Violence

Lack of Affordable Housing

Lack of Affordable Healthcare

Serious Illness or Disability

Addiction Disorders

Mental Illness

Definition / Examples

Definition: An individual who lacks a fixed, regular and adequate nighttime residence*

Are These Examples of Homelessness?

- Living in an emergency or transitional shelter
- Living in cars, parks, abandoned buildings, bus/train stations
- Living in motels, hotels, camping grounds

*Housing and Urban Development

United States – 2009*

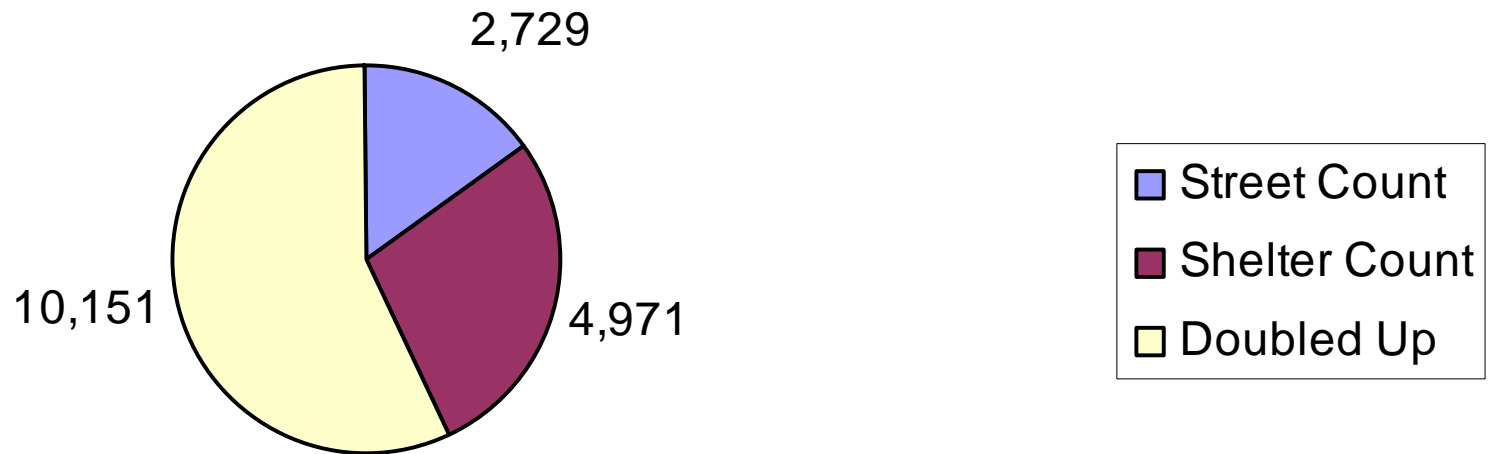
- More than half a million individuals needed emergency shelter or transitional housing.
- At least 300,000 were under the age of 18.

*Federal Interagency Council on Homelessness

Arizona – 2009*

*Maricopa Association of Governments 2010 Homelessness in the Region Report

Homelessness in the Region 17,851 People



Tempe – 2009/10

- There are 155 Tempe homeless on streets
 - 2010 = Total of 155 individuals
 - 2009 = Total of 138 individuals
- I-HELP (2009/10) (TCAA)
 - 422 unduplicated homeless individuals were provided approximately 12,775 bed nights
 - Approximately 12,775 meals were provided by volunteers
 - 165 clients engaged in Case Management Services
 - 45 clients obtained vital documentation
 - 101 clients obtained government benefits
 - 75 clients obtained employment
 - 60 clients obtained housing

Homeless/Domestic Violence e-Cimpact Data – TEMPE only

- FY 09/10 actual #s
 - 35,664 units served
- Funded \$615,884, which is 53% of overall COT funding
- 15 agencies in two service categories
- FY 09/10 4th quarter actual #s
 - 7,352 units served;
 - 3,099 turned away;
 - 471 on waiting list

Types of Homelessness

1. Families and Children
2. Victims of Domestic Violence
3. Chronically Homeless
4. Individuals with Substance Abuse Disorder
5. Individuals with Mental Illness
6. Individuals Living in Rural Areas
7. Senior Individuals

1. Families and Children*

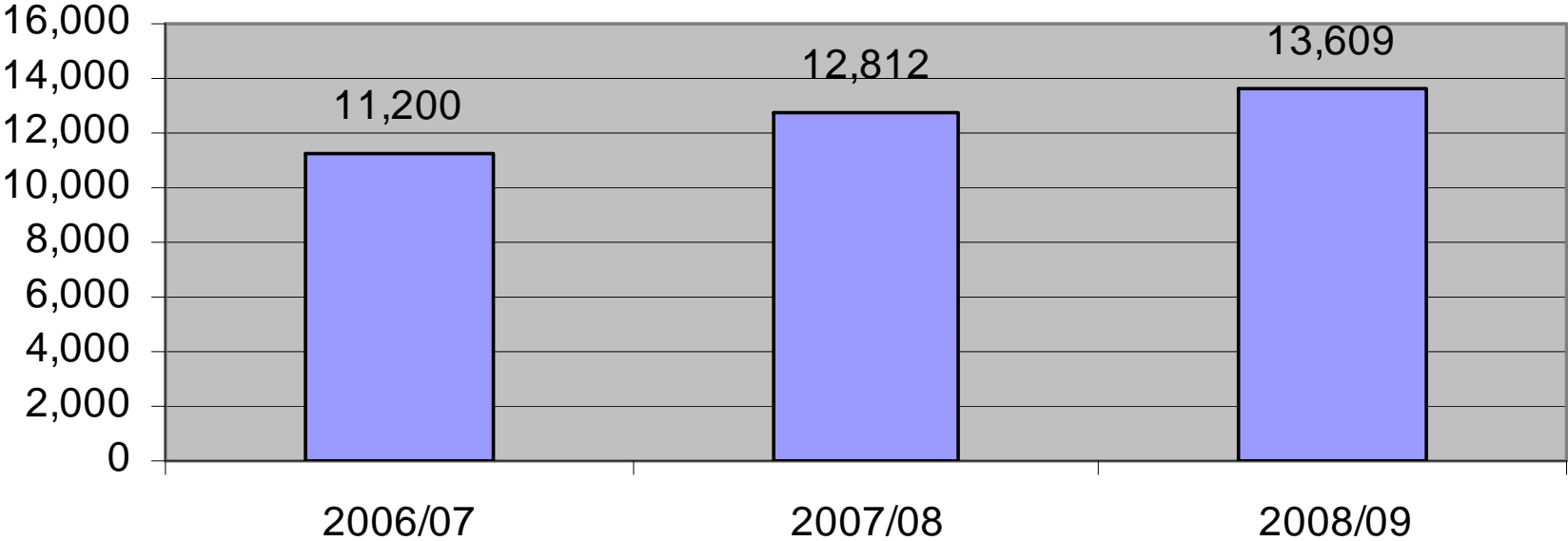
- Fastest growing group of homeless individuals
- In Arizona, 1,244 sheltered families, with an average of 3.2 persons per homeless family
- Usually a single woman who is, on average, in her late 20s with two children, one or both under the age of six
- Among mothers with children experiencing homelessness, more than 80% had previously experienced domestic violence

* AZDES' 18th Annual Report on Homelessness December 2009

Maricopa County Schools

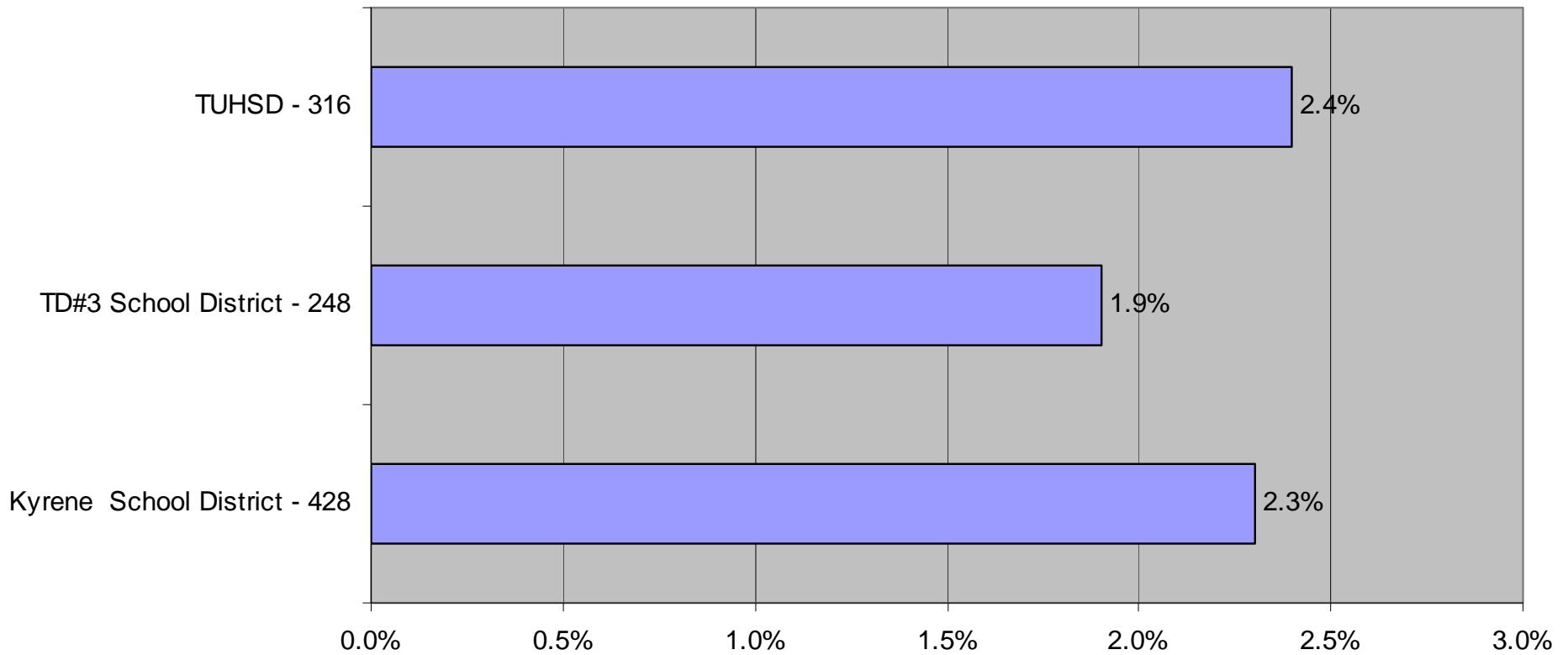
Data from AZ Depart. Of Education

**Arizona Department of Education:
Homeless Children & Youth in Maricopa County School**



Tempe School Districts

Tempe School District Homeless Numbers for 2009/10



2. Victims of Domestic Violence

- Estimates show that half of homeless women and children are fleeing domestic violence
- In Tempe – 299 reports for 4th quarter
- Average 8-9 times to leave
- Locate out of community
- Economy - fewer victims leaving

3. Chronic Homeless

- An unaccompanied individual who suffers from a disability such as mental illness and has either been continuously homeless over the past 12 months or homeless at least four times in the past three years
- Utilize over half of all shelter system resources
- Tempe 2010 point-in-time survey showed 97 males and 23 females

4. Individuals with Substance Abuse Disorder

- 35% of 5,869 sheltered adults and unaccompanied youth were reported as experiencing chronic substance abuse problems.
- 27% also reported to suffer from mental illness

*AZDES' 18th Annual Report on Homelessness December 2009

5. Individuals with Mental Illness

- 19% of the 5,869 sheltered homeless adults and unaccompanied youth who were counted are believed to be seriously mentally ill (SMI)
- SMI: Chronic depression, bipolar disorder, schizophrenia, or severe personality disorder.
- Most individuals with SMI live at or below the poverty line

* AZDES' 18th Annual Report on Homelessness December 2009

6. Rural Homeless

- Often referred to as the 'hidden homeless.'
- In large part due to lack of affordable housing and inadequate income

7. Older Individuals

- 296 persons over age 65 in emergency shelters and transitional housing.
- Largely a result of poverty, premature disability and declining availability of affordable housing.

* AZDES' 18th Annual Report on Homelessness December 2009

Continuum of Care

- Defines homelessness as a variety of unmet needs
- Includes: Outreach and assessment, supportive services, emergency shelter, transitional housing, permanent supportive housing, permanent affordable housing, and community education and advocacy

Questions for Staff