

# community needs assessment workshop



## Background Information



The City of Tempe and Tempe Community Council (TCC) are embarking on a Community Needs Assessment to determine where we should be directing our city dollars for our human service needs.

## Purpose

- Determine social, human, community and supportive service needs of Tempeans

# definition



*“Human services are organized efforts to advance human wellbeing. Supportive services and meaningful opportunities are provided to meet needs in times of crisis, prevent risk behaviors, promote economic security and self-sufficiency, provide meaningful opportunities for personal and community growth, and promote social equity.”*

*City of Tempe Human Social Services Audit December 2013*

# Tempe's system



With the creation of the new Human Services Department the City is developing a more centralized structure for delivery of services.

Human Services are delivered through collaboration with all City Departments, Tempe Community Council and Tempe Community Action Agency.

# Tempe's investment



	Tempe General Funds	Tempe In Kind Services	Tempe Transit Tax	Grant Funds	Donations	Total
<b>Total Investment</b>	<b>\$5,497,368</b>	<b>\$378,402</b>	<b>\$50,000</b>	<b>\$10,933,372</b>	<b>\$117,930</b>	<b>\$16,977,072</b>

City of Tempe Human Social Services Audit December 2013

# programming



## Homeless

- Food
- Shelter
- Case management
- Workforce development
- Family empowerment
- Family services
- Stability management
- Transitional housing
- Emergency housing
- Resource centers
- Substance abuse treatment
- Local night lodging
- Showers

## Domestic Violence

- Food
- Shelter
- Case management
- Workforce development
- Family empowerment
- Family services
- Stability management
- Transitional housing
- Counseling
- Assault kits
- CARE7
- DV Intervention Program (offenders)

## Youth

- Afterschool programs
- Injury prevention
- Foster Care & adoption
- Drug & alcohol prevention
- Build resiliency
- retaining relationship w/youth and incarcerated parent
- Mentoring
- Child care for teen parents
- Resource centers
- Emergency shelter for child abuse victims
- All Stars peer Leaders
- Counseling
- Experience Corp
- Kid Zone
- Mayor's Youth Advisory Commission
- MIP program
- Diversion program

## Working Poor

- Food bank
- Workforce development
- Information & referral
- Legal advocacy
- Utility/rental assistance
- Community land trust
- Community garden

## Senior & Disability

- Benefits assistance
- In-home services
- Transportation for disabled
- Caregiver training/respite
- Restorative therapy & day care
- Adaptive recreation
- Buddy bowling
- life skills enrichment
- Special Olympics
- Mayor's Commission on Disability Concerns
- Making Music, Making Memories

## Housing

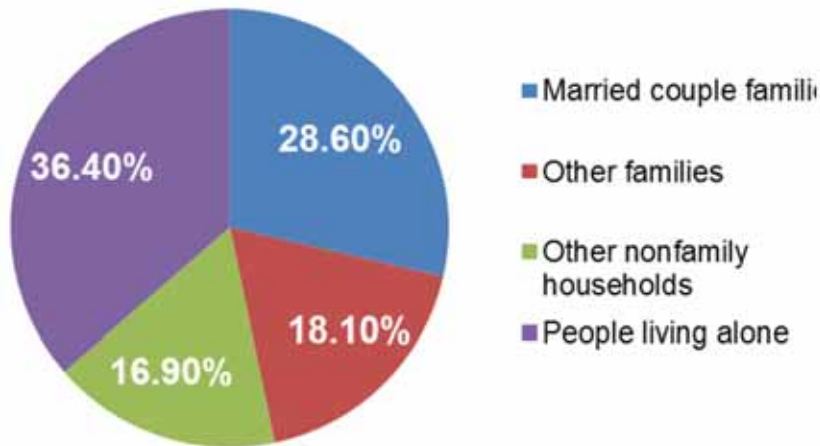
- Section 8
- Emergency home rehab
- Assisted mortgage program
- Family self-sufficiency
- Fair housing education and outreach
- Land acquisition for affordable housing

# demographics

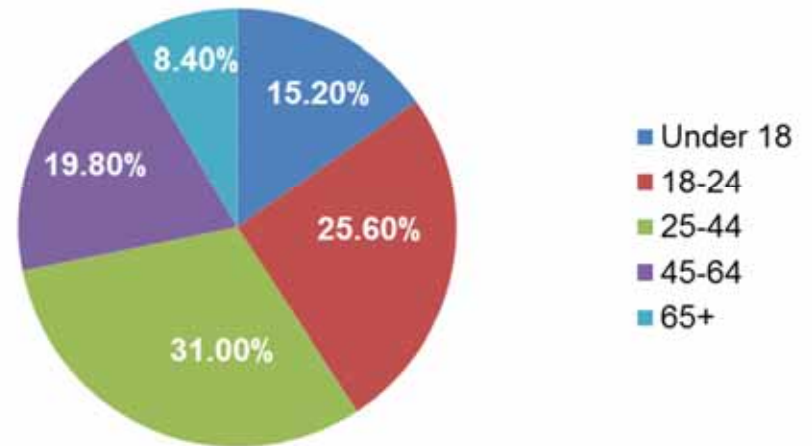


**Tempe Population: 168,228**

### Types of Households



### Age Distribution



2013 American Community Survey

# income by zip



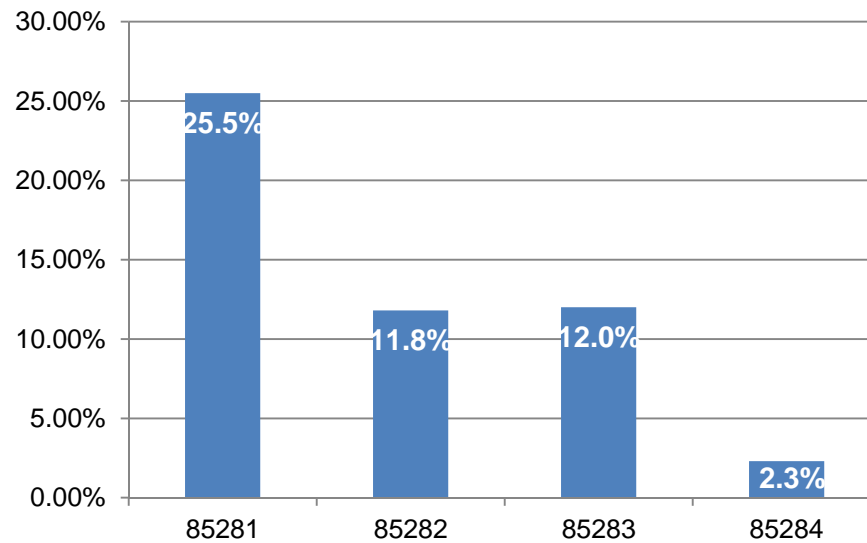
Income	85281	85282	85283	85284
Less than \$10,000	18.40%	9.30%	7.20%	1.40%
\$10,000 - \$14,999	8.50%	5.10%	4.40%	1.40%
\$15,000 - \$24,999	14.30%	10.40%	9.30%	1.50%
\$25,000 - \$34,999	13.20%	10.90%	11.10%	3.40%
\$35,000 - \$49,999	16.60%	13.90%	14.90%	6.80%
\$50,000 - \$74,999	14.40%	20.60%	20.30%	10.40%
\$75,000 - \$99,999	7.00%	12.40%	12.90%	14.10%
\$100,000 - \$149,999	5.70%	11.40%	13.30%	27.20%
\$150,000 - \$199,999	1.20%	3.70%	4.10%	17.10%
\$200,000 +	0.60%	2.30%	2.50%	16.70%



# poverty by zip



Person/s in household	Poverty guideline
1	\$11,670
2	15,730
3	19,790
4	23,850
5	27,910
6	31,970



# homeless stats



- January Street Count '14: **1,053** total unsheltered in Maricopa County
- January Street Count '13: **83** total unsheltered in Tempe
- Total number of scattered sites providing transitional housing: **10 units**  
(Homeward Bound & Save the Family)
- CARE 7:  
**200 calls** where homelessness was primary issue ('14)
- IHELP: avg. **40 clients** a night for approx. **12,821 beds nights** (13/14)
- Tumbleweed: **669** unduplicated clients (13/14)

# youth stats



- **School enrollment:** 64,440 total
  - Nursery school and kindergarten: 2,522
  - Elementary & high school: 19,820
  - College or graduate school: 40,459
- **Poverty:** 22.9% of those under age 18 under poverty level (ACS 2013)
- **Homeless students:** Tempe Union High School District (TUHSD)
  - 2013-14: 161
  - 2012-13: 208
  - 2011-12: 194
  - 2010-11: 230
  - 2009-10: 230

# domestic violence stats



- **Nationwide:** \$11,035 spent every minute of every day in medical expenses and lost productivity due to DV

- **Arizona:**

- every 5 minutes a law enforcement officer responds to a D.V. call
  - ranks 4<sup>th</sup> in country for rate of female domestic homicide
  - every 5 days there is DV related death

- **County** – 8,441 individuals served (49% were children)

- **7 DV programs serving Tempe:**

- 218 Tempe clients served
  - 233 DV motel voucher requests
  - 164 DV shelter requests

Sources:

AZDES Domestic Violence Shelter Fund Report, SFY 2014, MAG, Dept. of Justice, Violence Policy Center  
2-1-1

# working poor stats



- Poverty:**

  - 32.2% of households headed by females live below poverty line

  - 19.1% of families with children live below the poverty line

- 7 working poor programs serving Tempe** (funded by AR):

  - 141,594 Tempe clients served

  - 622 clients turned away (Tempe)

  - 590 clients on waiting list (Tempe)

- 2-1-1 Tempe Calls:** (7/1, 2013 – June 30, 2014)

  - 512 rent assistance calls

  - 285 electric service payments assistance

Census 2010

# senior stats



- Age: **13%** Tempeans over age 60 (ACS 2013)
- During the decade 2000-2010, the percentage of Tempe residents over the age of 60 expanded from **9.2% to 12.5%**
- Living alone: **2,587** women and **1,017** men age 65 and older living alone -close to half (**1,209**) of these women reside in zip code 85282
- Grandparents: **638** grandparents living with their grandchildren
- Disabled: **33%** of individuals over 65 years old have reported disability status
- Employment: **30%** of Tempe residents over age 65 work outside the home, with the largest percentage still working residing in zip code 85284, at **41.9%**

# disability stats



- **County:**  
7.2% (est.) of residents have reported disability status
- **Tempe:**  
8% of Tempeans have reported disability status  
33% of Tempeans over 65 years have reported disability status
- **2 programs serving those with disabilities in Tempe** (funded by AR):  
Foundation for Senior Living and The Centers for Habilitation

Census 2010

# housing stats



## HUD 2014 Funding

Section 8 Rental Assistance

\$9,165,712

HOME Entitlement Grant

\$312,458

Community Development Block Grant


\$1,337,976




# next steps



**General Public Survey / Client Survey /  
Key Informant Interviews**



**Data Analysis**



**Needs Assessment Recommendations  
to Council**

stay connected



34 E. 7TH STREET · TEMPE, AZ · 85281  
480.858.2300 · [www.tempecommunitycouncil.org](http://www.tempecommunitycouncil.org)



Sign-up for our e-newsletters on online:  
[www.tempecommunitycouncil.org](http://www.tempecommunitycouncil.org)